


At the point of demarcation, Building Entrance Terminals, or BET's, safeguard communication equipment from damaging electrical surges that may get onto those incoming lines.

FEATURES & BENEFITS

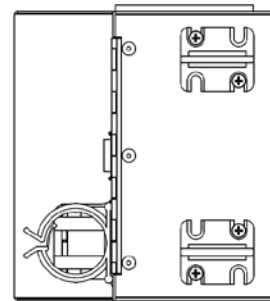
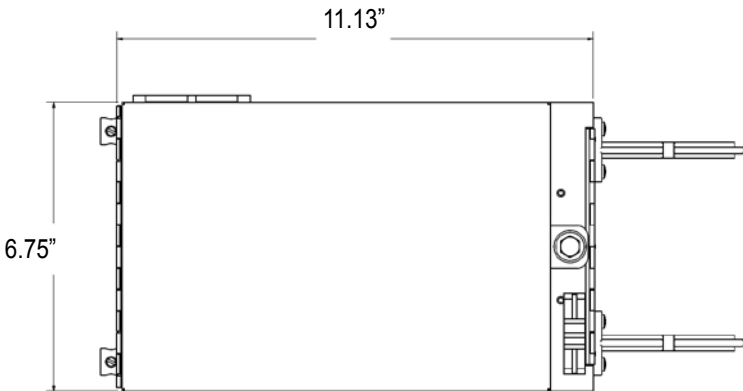
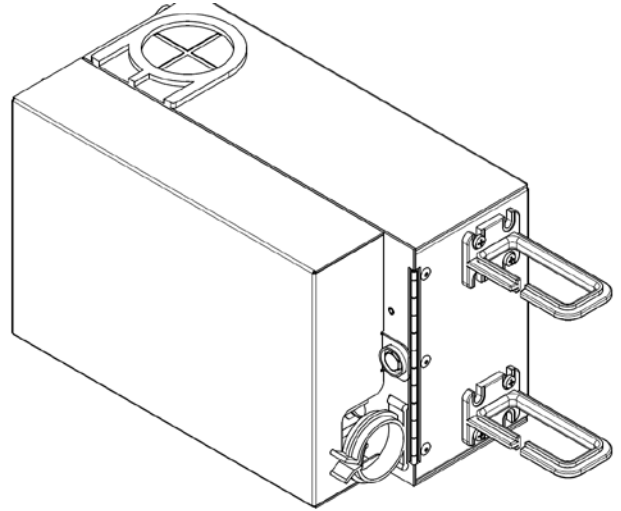
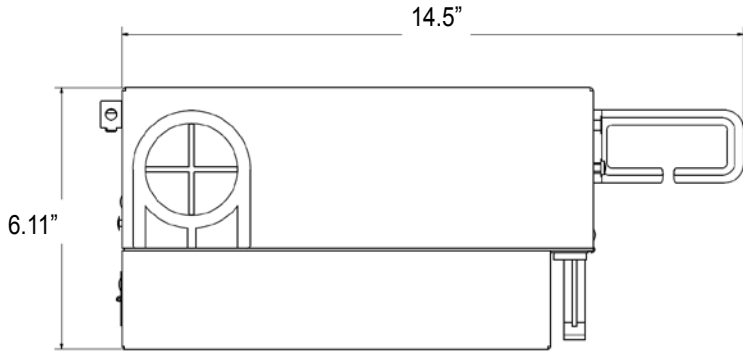
- UL 497 Listed for primary and secondary protection
- 110 input and output
- Available with a variety of termination choices, and in 25, 50 and 100-pair configurations
- Manufactured from 18 gauge, epoxy powder coated steel
- Splice chamber for input cable
- Optional cover over protector and output field
- Uses industry standard 5-pin protector modules
- Available with factory installed protector modules for every application from 7.5V to 400V
- AQL Incoming Inspection Process
- ISO 9001:2000 registered facility
- Operating Temperature: -13°F to 149°F (-25°C to 65°C)



ORDERING INFORMATION

Model#	Pair Count	Input	Output	Modules	Module Model#	Cover
24050-110-M110	50	110	110	None	NA	No
24050-110-M110P	50	110	110	230V Gas Tube	175BCXN-230	No
24050-110-M110C	50	110	110	None	NA	Yes
24050-110-M110PC	50	110	110	230V Gas Tube	175BCXN-230	Yes
24050-110-M110PS	50	110	110	240V Solid State	115SCN-240	No
24050-110-M110PCS	50	110	110	240V Solid State	115SCN-240	Yes

MECHANICAL SPECIFICATIONS FOR 24050-110-M110 BUILDING ENTRANCE TERMINAL:



Pair Count	Dimensions (height x width x depth)	Weight (approx.)*
50 PAIR	6.75" x 14.5" x 6.11" (17.2 cm x 36.8 cm x 15.5 cm)	15 lbs.

* Weight - Add approx 0.5 oz per installed module.



For more information contact:
 6851 Jericho Turnpike, Suite 170
 Syosset, NY 11791 USA
 Tel. 1-516-364-9300 : Fx. 1.516.682.4636
 sales@portasystems.com (Americas)
 sales@portasystems.co.uk (Europe)